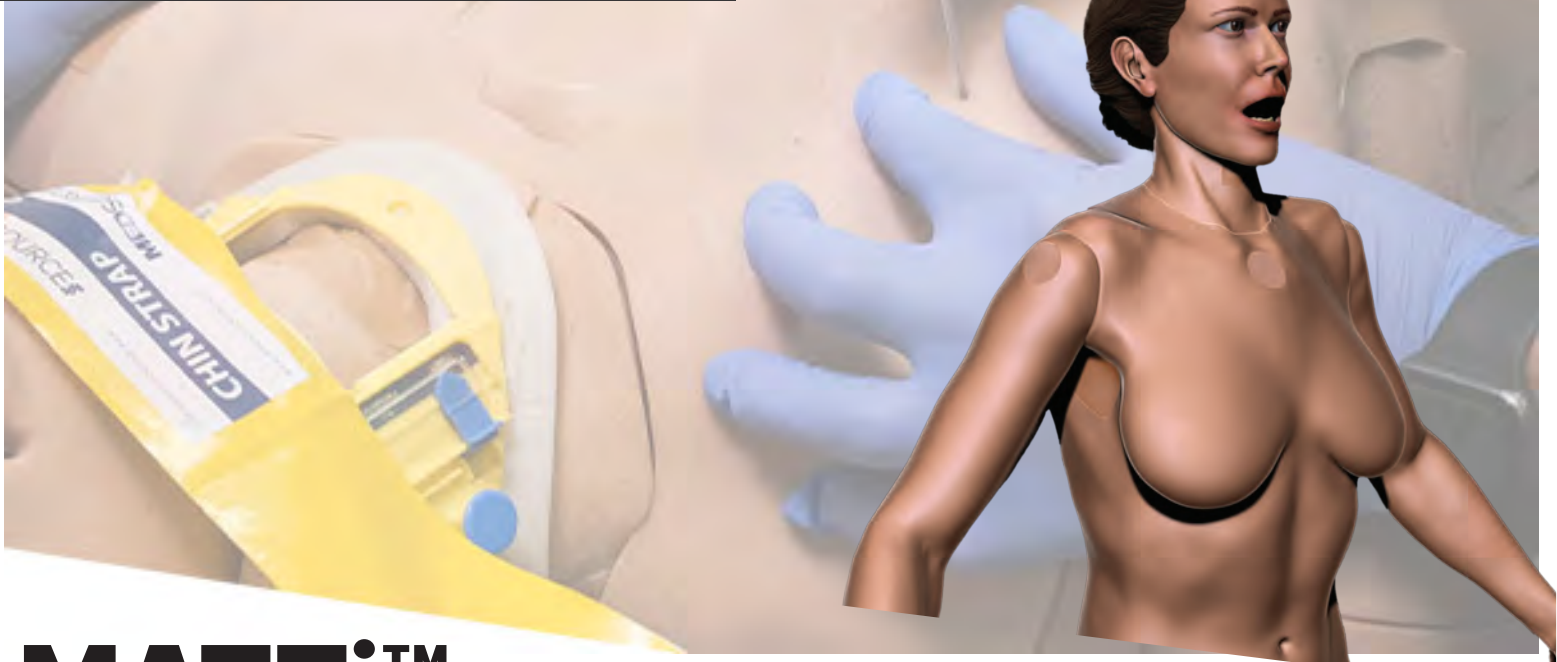




**TACMED**  
**SIMULATION™**  
 TACMEDSOLUTIONS.COM






# MATTi™

## FEMALE: MODULAR MEDICAL CASUALTY CARE™

CREATED SPECIFICALLY TO ALLOW TRAINING FOR CASUALTY AND CRITICAL CARE SCENARIOS ON FEMALE PATIENTS

### PRODUCT SPECIFICATIONS

COLORS	 LIGHT	 MEDIUM	 DARK
DIMENSIONS	LENGTH	WIDTH	WAIST
	<b>5 ft 10 in</b> 177.8 cm	<b>28 in</b> 71.12cm	<b>45in</b> 114.3cm
WEIGHT	FULL - <b>158lbs</b>		EMPTY - <b>150lbs</b>
POWER SUPPLY	<b>3 18V LI-ION Batteries</b>		BLOOD RESERVOIR <b>2 Liters</b>
CASE DIMENSIONS (2)	<b>51"x26"x12"   129.5cm x 66cm x 30.5cm</b>		

### CONTRACT VEHICLES

GSA	<b>GS-07F-063DA</b>
DLA ECAT	<b>SPE2DH-18-D-0008</b>
NATO Logistics Stock Exchange	<b>LB-KGS-01N</b>



ALL TACMED SIMULATION™ PRODUCTS ARE HANDCRAFTED IN THE USA

# MATTi™

## MODULAR TO MEET EVERY PHASE OF CASUALTY AND CRITICAL CARE

The **TacMed Simulation™ MATTi™** is a modular whole-body female medical simulator with fully-interchangeable wounded limb configurations and the technology built in to automatically detect the specific wound configuration being attached.

**MATTi™** is engineered to be a durable, rugged, and extremely effective multi-purpose training tool that can operate in any environment or weather condition. **MATTi™** is tough enough to withstand casualty evacuation procedures, with the ability to be dragged by an individual limb. Learners will experience realistic training scenarios at the point-of-injury and throughout the continuum of care by performing critical life-saving tasks that follow the MARCH algorithm, including treating for compressible and non-compressible massive hemorrhage, opening and maintaining an airway, needle decompression, cricothyroidotomy, CPR, intraosseous (I/O) and intravenous (IV) infusion, and chest tube insertion.

**MATTi™** is outfitted with an array of internal sensors, providing trackable real-time vitals and performance data to the instructor via the Remote Control tablet.

## KEY FEATURES


- ▶ Modular limbs. Body auto detects what limb and wound configuration is attached
- ▶ Remote Control tablet with long range – up to 200 yards outdoor LOS – and multiple sensors providing real-time feedback with After Action Reporting
- ▶ On-board physiology model; vital signs change based on blood loss, oxygen loss, fluid/drug administration or medical interventions.
- ▶ Amputation and gunshot wounds on limbs with arterial bleeding and anatomically correct artery locations for hemostasis via tourniquets or direct pressure
- ▶ Packable wound at inguinal crease with pulsed arterial bleeding requiring packing and maintained pressure to stop bleeding
- ▶ Animatronic leg motion to simulate a patient in severe pain and increase the realism of treatment
- ▶ CPR compliant; rate and depth captured via sensors and tracked on the Remote Control tablet.
- ▶ Simulated breathing with left or right independent chest rise and fall to display pneumothorax. Breath rates from 0-60 BPM
- ▶ Needle decompression sites with air release and partial recovery; uses full size 3.25" 14 gauge needles
- ▶ Carotid, brachial, radial, femoral, and pedal pulses. Rates 20-200 bpm
- ▶ Full nasal passageways with sensors for detection of proper NPA placement. Remote controlled nasal blockage to cue for alternative treatment
- ▶ Flexible jaw with internal tracheal landmarks. Can perform jaw thrust/chin lift maneuver as well as BURP maneuver
- ▶ Fully intubatable with airway sensors to determine location of ET tube during bagging. BVM compatible to show rise fall of chest with gastric rise if intubated in the esophagus
- ▶ Simulated cricothyroidotomy with larynx and replaceable skin plugs. Remote controlled optional difficult airway to cue surgical cric
- ▶ Nasogastric tube placement with sensor
- ▶ Bilateral chest tube insertion sites with sensors to detect proper placement
- ▶ 3 position rotated eyes with manually closable eyelids. Displays a normal, dilated, or constricted pupil
- ▶ Foley catheter placement with urine output
- ▶ Sucking chest wound
- ▶ Infusible IV training site with flash cue on non-injured arm configurations
- ▶ Rugged and durable – can be dragged by single arm or leg, and can be used in any environment or weather condition
- ▶ Realistic size, weight, and feel. Full range-of-motion joints, including neck, shoulders, elbows, hips, and knees. Can be put in a sitting position
- ▶ 2-way communication audio system allows trainer to speak and hear through the simulator
- ▶ Burn sleeves that can be easily attached to arms and legs to provide additional training flexibility
- ▶ ACLS training with programmed megacodes and AAR data/scorecard



# MATTI™



**AUTO-DETECT MODULAR LIMBS**



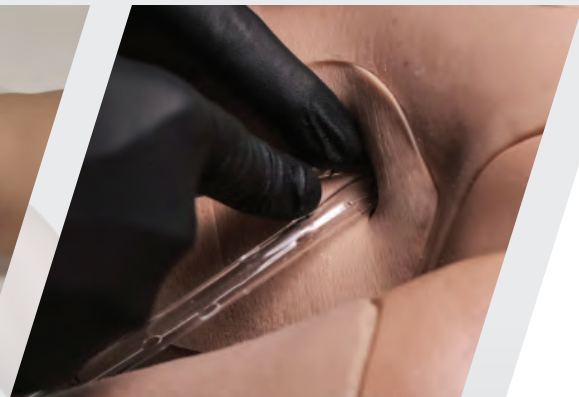
**VARIOUS LEG CONFIGURATIONS**



**VARIOUS ARM CONFIGURATIONS**



**CHEST TUBE INSERTION**



**SURGICAL CRICOTHYROIDOTOMY**



**PACKABLE INGUINAL WOUND**



**STATE-OF-THE-ART DESIGN**



ALL TACMED SIMULATION™ PRODUCTS ARE HANDCRAFTED IN THE USA

# MATTi™

## RUGGED, DURABLE AND RELIABLE

Each TacMed Simulation™ product is designed from the ground up for ruggedness and durability with careful consideration of materials and manufacturing processes to create products that last. They are water resistant and can be used in nearly any weather condition or environment, and can be transported in any vehicle to ensure the most authentic training experience.

## REMOTE CONTROLLED WITH REAL-TIME SENSOR DATA

All TacMed Simulation™ high-fidelity simulators are operated with a long-range remote controller which includes real-time telemetry to monitor medical interventions. Easy to use software takes only minutes to learn and sensor data is immediately displayed on the main control screen for quick reference. The display shows key vitals and provides instructors with instant data on the effectiveness of student interventions such as tourniquet application, wound hemostasis, airway intervention, needle decompression, and chest tube placement.

## REMOTE CONTROL & SENSOR FEATURES

The ruggedized Remote Control tablet offers a large color touchscreen for ease of operations and full system operation from up to 200 yards away . It includes real-time telemetry for sensor feedback and vitals data.



RUGGEDIZED  
REMOTE CONTROL  
TABLET



2-WAY  
COMMUNICATION  
AUDIO SYSTEM  
SPEAK & HEAR  
THROUGH SIMULATOR

- Modular limb bleeding (amputation or gunshot) and occlusion (proper tourniquet application)
- Respiration rate
- Airway status
- Blood loss (volume)
- Intubation sensor (tracheal, esophageal, RMS, time)
- Alert, conscious, unconscious, anxious
- Respiratory status (regular, tension pneumothorax, stopped)
- Inguinal crease wound (bleeding status, pressure applied, and time)
- NPA insertion
- Chest tube placement
- Animatronic leg movement
- Simulated pneumothorax with needle decompression
- Teeth contact
- Heart rate
- Blood pressure
- Patient alive/expired

## TACMED SIMULATION™ MULTIPLE AMPUTATION TRAUMA TRAINER (MATT)® AWARDS



AMSO Award



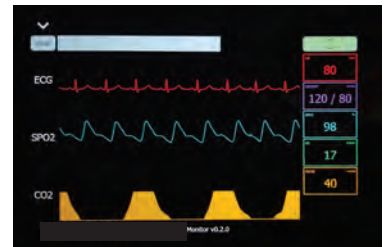
SBIR Award



Governors Award



Modeling & Simulation  
Training Team Award



### OPTIONAL: VITAL SIGNS MONITOR

MATTi™ is compatible with the **VitalsBridge™** system to connect to a commercial patient monitor

#### Confidentiality Notice:

TacMed Simulation™ and Multiple Amputation Trauma Trainer (MATT)® are registered trademarks of TacMed Simulation™, Inc. This document contains protected information and its contents constitute Confidential and Proprietary Information. Any unauthorized use, disclosure or distribution is strictly prohibited without prior written consent by an authorized TacMed Simulation™ associate.