

ACADEMIA



3D MEASUREMENT SOLUTIONS DESIGNED FOR THE ACADEMIC WORLD



CREAFORM

AMETEK



ASK OUR EXPERT

ARE YOU READY TO TAKE YOUR TEACHING OR RESEARCH TO A WHOLE NEW LEVEL?

Discover **Creaform ACADEMIA™**, a solution suite for forward-thinking teachers and researchers looking to inspire, collaborate, and push the innovation envelope forward by using the latest advancements in 3D measurement technologies.

Creaform's educational program goes beyond simply delivering didactic tools, providing you with a complete and collaborative academic solution designed to nurture learners' skills. With this educational solution suite, you have the option to choose from our full line of 3D scanners and portable CMM, free application software, and complimentary add-ons, as well as useful tools tailored to getting you started with industrial 3D measurement solutions.

TEACHING

INDUSTRY ADVANCEMENTS WAIT FOR NO ONE—NOT EVEN IN EDUCATION

FEATURES YOUR TEACHING CURRICULUM CAN BENEFIT FROM

- Turnkey solution with all the necessary add-ons to enrich your syllabus
- The industry's most affordable professional-grade 3D scanner dedicated to teaching applications
- Software to use 3D scans in real-world engineering workflows
- Portable, fast, and easy-to-use 3D measurement solutions: become an expert in no time!

RESEARCH

ADVANCE YOUR MOST DEMANDING RESEARCH PROJECTS WITH 3D MEASUREMENT SOLUTIONS

FEATURES TO HELP YOU TOWARDS YOUR NEXT RESEARCH BREAKTHROUGH

- Turnkey solution designed to carry out complex projects
- Complete portfolio of metrology-grade 3D scanners and a portable CMM at a special pricing for researchers
- Portable, fast, and easy-to-use 3D measurement solutions

THE ACADEMIA PACKAGE INCLUDES

- Selection of metrology-grade 3D measurement technologies from the Creaform lineup, including the Go!SCAN 3D™, HandySCAN 3D™, MetraSCAN 3D™, and peel 3d™ scanners as well as the HandyPROBE™ portable CMM
- Creaform ACADEMIA software covering reverse engineering and inspection
- 5-year ACADEMIA Customer Care Plan
- Optional accident coverage, warranty extension, and calibration services
- E-learning courses for hardware and software





Start gaining ground with **Creaform ACADEMIA!**

50

SOFTWARE SEATS
NETWORK LICENSE⁽²⁾

TEACHING KITS INCLUDED


COMPLEMENTARY DIDACTIC MATERIAL⁽¹⁾

Ready-to-use material that is in line with today's industry requirements, all of which covers three main themes:


3D SCANNING



REVERSE ENGINEERING



INSPECTION



SOFTWARE INCLUDED

CREAFORM ACADEMIA SOFTWARE PACKAGE

Scanning is the first step. Powerful and fully integrated, our complementary 3D application software⁽³⁾ suite provides the tools you need to tackle any type of conventional or ahead-of-the-curve engineering workflows.

3D MEASUREMENT SOFTWARE PLATFORM
VXelements™


SCAN-TO-CAD SOFTWARE MODULE
VXmodel™

DIMENSIONAL INSPECTION SOFTWARE MODULE
VXinspect|Elite™

Bring your classes to the next level with Creaform ACADEMIA

- Customizable teaching presentations
- E-learning courses for 3D scanners and software

THE ULTIMATE STARTER KIT FOR EASY INTEGRATION INTO ENGINEERING CLASSES



(1) Creaform ACADEMIA documentation is available in English only.
 (2) ACADEMIA software is also available with a single-seat cloud license.
 (3) With the purchase of a 3D measurement solution from Creaform.

TECHNICAL SPECIFICATIONS

	peel 3d™		Go!SCAN 3D™		HandySCAN 3D™ ⁽¹⁾			MetraSCAN 3D™ ⁽¹⁾	
	peel 3	Go!SCAN SPARK™	HandySCAN 307™	HandySCAN 307™ Elite	HandySCAN 700™ Elite	HandySCAN BLACK™ Elite	MetraSCAN 357™	MetraSCAN BLACK™ Elite	
PART SIZE RANGE (recommended)	0.1–3.0 m (0.3–10 ft)	0.1–4 m (0.3–13 ft)	0.1–4 m (0.3–13 ft)			0.05–4 m (0.3–13 ft)	0.2–6 m (0.7–20 ft)		
ACCURACY	Up to 0.1 mm (0.004 in) ⁽²⁾	Up to 0.050 mm (0.0020 in) ⁽²⁾	Up to 0.040 mm (0.0016 in) ⁽²⁾		Up to 0.030 mm (0.0012 in) ⁽²⁾	0.025 mm (0.0009 in) ⁽³⁾	Up to 0.040 mm (0.0016 in) ⁽²⁾	0.025 mm (0.0009 in) ⁽³⁾	
VOLUMETRIC ACCURACY ⁽⁴⁾ (based on working volume)	9.1 m ³ (320 ft ³) 16.6 m ³ (586 ft ³)	N/A	N/A			N/A	0.086 mm (0.0034 in)	0.064 mm (0.0025 in)	
VOLUMETRIC ACCURACY (based on part size)	0.250 mm/m (0.01 in/ft) ⁽⁵⁾	0.050 mm + 0.150 mm/m (0.0020 in + 0.0018 in/ft) ⁽⁵⁾	0.020 mm + 0.100 mm/m (0.0008 in + 0.0012 in/ft) ⁽⁶⁾		0.020 mm + 0.060 mm/m (0.0008 in + 0.0007 in/ft) ⁽⁶⁾	0.020 mm + 0.040 mm/m (0.0008 in + 0.0005 in/ft) ⁽⁶⁾	N/A		
MEASUREMENT RESOLUTION	N/A	0.100 mm (0.0039 in)	0.100 mm (0.0039 in)	0.050 mm (0.0019 in)		0.025 mm (0.0009 in)	0.100 mm (0.0039 in)	0.025 mm (0.0009 in)	
MESH RESOLUTION	0.250 mm (0.01 in)	0.200 mm (0.0078 in)	0.200 mm (0.0078 in)			0.100 mm (0.0039 in)	0.200 mm (0.0078 in)	0.100 mm (0.0039 in)	
SCANNING AREA	340 x 475 mm (13.39 x 18.7 in)	390 x 390 mm (15.4 x 15.4 in)	275 x 250 mm (10.8 x 9.8 in)			310 x 350 mm (12.2 x 13.8 in)	275 x 250 mm (10.8 x 9.8 in)	310 x 350 mm (12.2 x 13.8 in)	
STAND-OFF DISTANCE	400 mm (15.75 in)	400 mm (15.75 in)	300 mm (11.8 in)			300 mm (11.8 in)			
DEPTH OF FIELD	300 mm (11.8 in)	300 mm (11.8 in)	250 mm (9.8 in)			200 mm (7.9 in)			
LIGHT SOURCE	IR VCSEL	White light (99 stripes)	7 red laser crosses	7 blue laser crosses	7 blue laser crosses (+ 1 extra line)	11 blue laser crosses (+ 1 extra line)	7 red laser crosses	15 blue laser crosses (+ 1 extra line)	
LASER CLASS	1	N/A	2M (eye safe)			2M (eye safe)			
TEXTURE RESOLUTION	50 to 200 DPI	50 to 200 DPI	N/A			N/A			
POSITIONING METHODS	Geometry and/or targets and/or texture		Targets			Targets (optional)			
MEASUREMENT RATE	1,250,000 measurements/s	1,500,000 measurements/s	480,000 measurements/s			1,300,000 measurements/s	480,000 measurements/s	1,800,000 measurements/s	
WEIGHT	0.95 kg (2.1 lb)	1.25 kg (2.7 lb)	0.85 kg (1.9 lb)			0.94 kg (2.1 lb)	Scanner: 1.38 kg (3.0 lb) C-Track: 5.7 kg (12.5 lb)	Scanner: 1.49 kg (3.28 lb) C-Track: 5.7 kg (12.5 lb)	
DIMENSIONS (LxWxH)	79 x 150 x 304 mm (3.2 x 5.9 x 12 in)	89 x 114 x 346 mm (3.5 x 4.5 x 13.6 in)	77 x 122 x 294 mm (3 x 4.8 x 11.6 in)			79 x 142 x 288 mm (3.1 x 5.6 x 11.3 in)	Scanner: 289 x 235 x 296 mm (11.4 x 9.3 x 11.7 in) C-Track: 1031 x 181 x 148 mm (40.6 x 7.1 x 5.8 in)		
OPERATING TEMPERATURE RANGE	5–40°C (41–104°F)								
OPERATING HUMIDITY RANGE (non-condensing)	10–90%								
CERTIFICATIONS	EC Compliance (Electromagnetic Compatibility Directive, Low Voltage Directive), compatible with rechargeable batteries (when applicable), IP50, WEEE								

SOFTWARE FEATURES

	ACQUISITION MODULES ⁽⁷⁾			APPLICATION MODULES	
	VXscan™ / VXprobe™ / VXshot™	VXmodel™	VXinspect Elite™		
MULTIPLE MEASUREMENT MODE	●				
MESH EDITING		●			
ALIGNMENT	●	●	●		
GEOMETRIC ENTITIES	●	●	●		
NURBS SURFACE		●			
TRANSFER-TO-CAD SOFTWARE		●			
CAD IMPORT		●		●	
REPORTING				●	

(1) Other models of HandySCAN 3D and MetraSCAN 3D are also available.
 (2) Typical value for diameter measurement on a calibrated sphere artefact.
 (3) HandySCAN BLACK|Elite and MetraSCAN BLACK|Elite (ISO 17025 accredited): Based on VDI/VDE 2634 part 3 standard. Probing error performance is assessed with diameter measurements on traceable sphere artefacts.
 (4) MetraSCAN BLACK|Elite (ISO 17025 accredited): Based on VDI/VDE 2634 part 3 standard. Sphere-spacing error is assessed with traceable length artefacts by measuring these at different locations and orientations within the working volume. MetraSCAN 357: Value for sphere spacing measurement on calibrated.
 (5) With positioning targets or with an object presenting adequate geometry and/or color texture for positioning.
 (6) HandySCAN BLACK|Elite (ISO 17025 accredited): Based on VDI/VDE 2634 part 3 standard. Sphere-spacing error is assessed with traceable length artefacts by measuring these at different locations and orientations within the working volume. HandySCAN 307: Value for spheres spacing measurement on a calibrated length artefact.
 (7) Acquisition modules are included with all Creaform technologies.



Creaform Inc. (Head Office)
 4700 rue de la Pascaline
 Lévis QC G6W 0L9 Canada
 T.: 1 418 833 4446 | F.: 1 418 833 9588

creaform.info@ametec.com | creaform3d.com



Authorized Distributor

sales@tech-labs.com
 1-800-445-1088